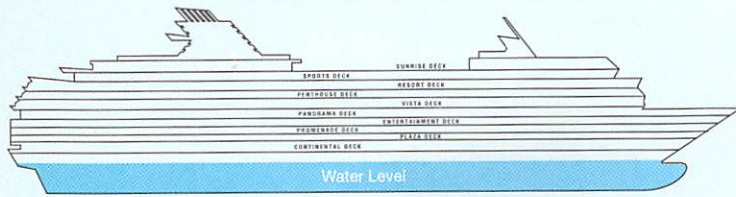


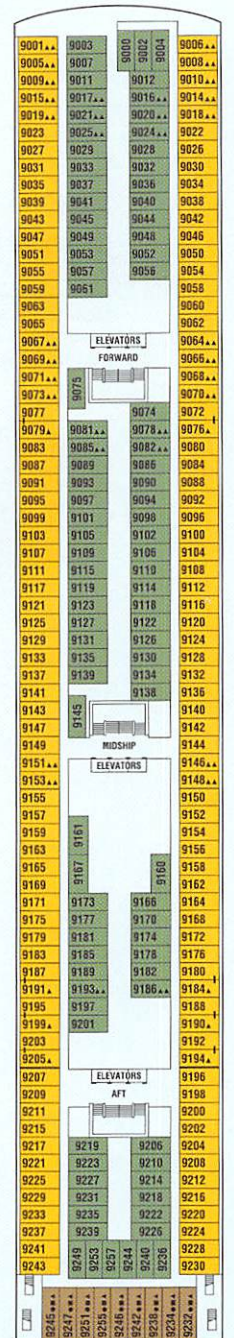
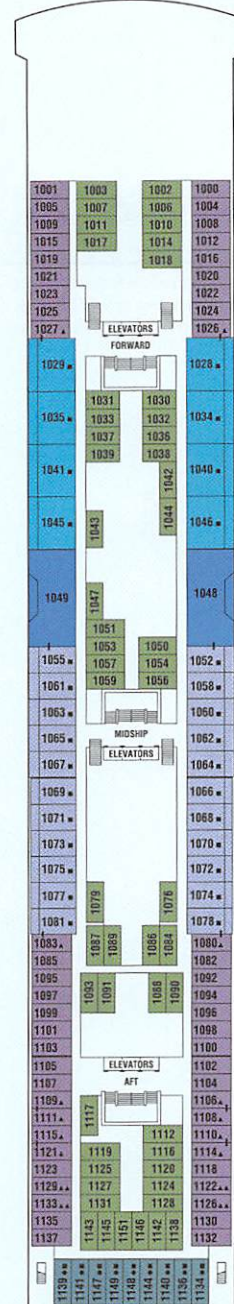
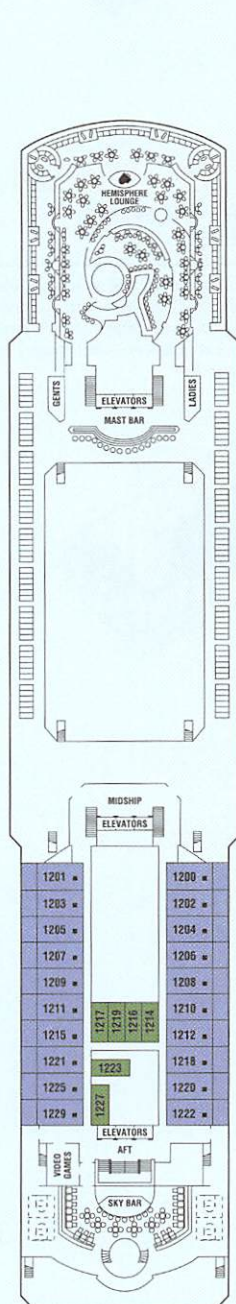
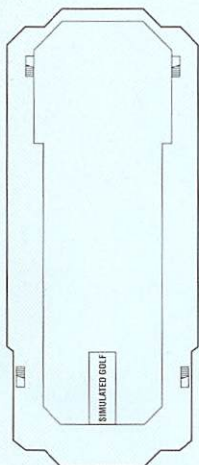
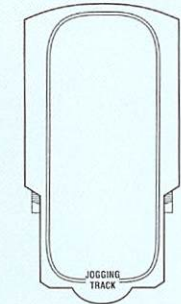
CenturySM Deck Plans



Some changes are in store for Century in the Summer of 2006. Stay in touch with your travel professional or visit celebrity.com for updates on Celebrity deck plans.

All staterooms have twin beds convertible to queen size, except as noted.

- Convertible sofa bed
- Double bed
- ▲ One upper berth
- ▲▲ Two upper berths
- ▲ Wheelchair-accessible stateroom
- ┌ Connecting staterooms



Sunrise

Sports

Resort

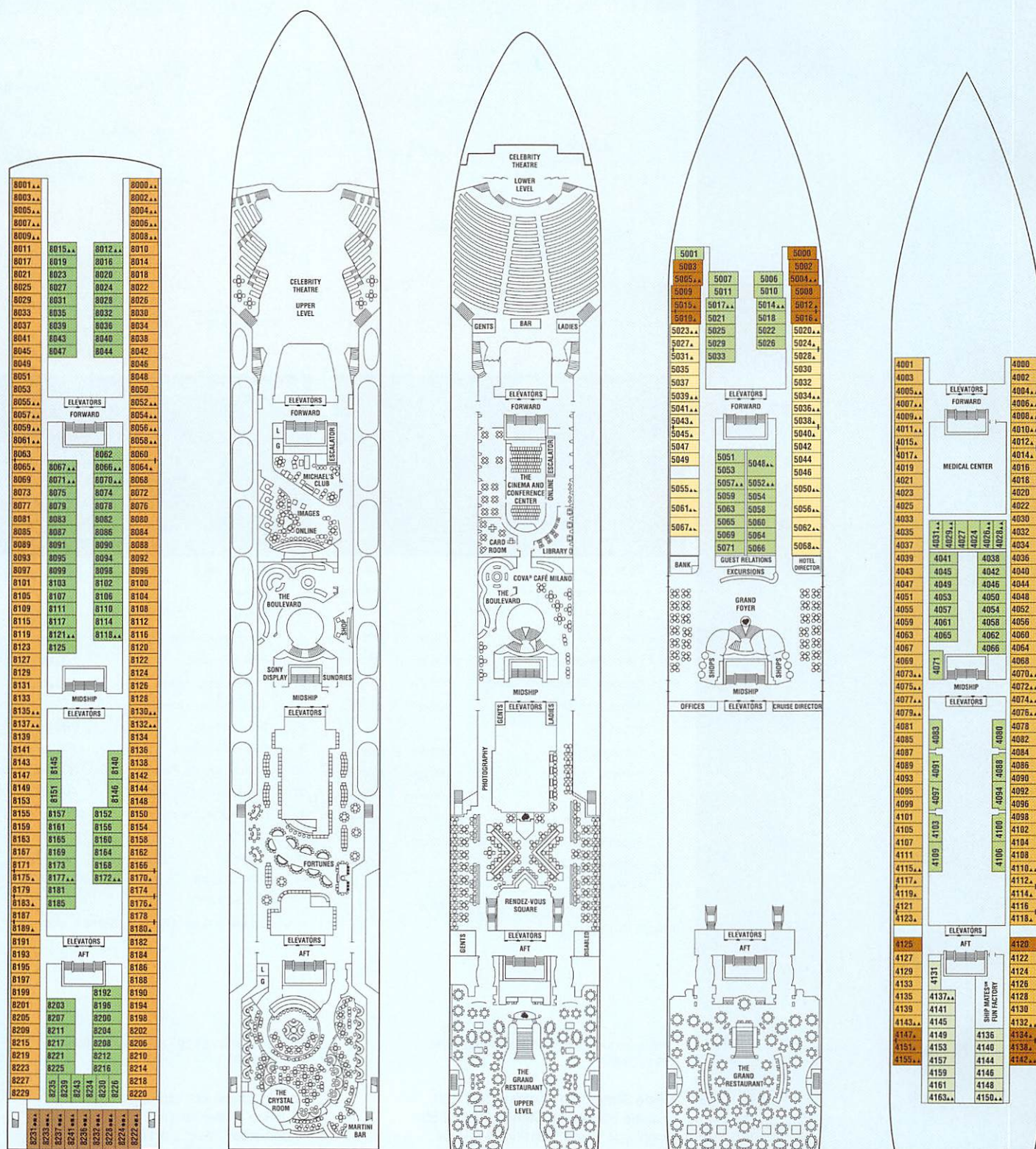
Penthouse

Vista

SS 9

PS RS SS
NS CC 9

3 4 9



RS

Royal Suite

Stateroom: 506 sq ft

Veranda: 131 sq ft

Special features: 20" multifunction, interactive television in bedroom; 27" television and VCR in living room; audio system: CD player and tape deck; individually controlled lighting system.



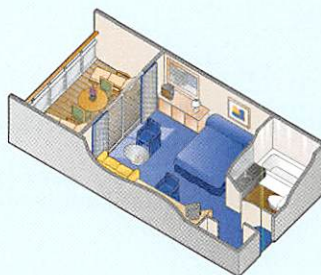
SS

Sky Suite

Stateroom: 244 sq ft

Veranda: 142 sq ft
(some verandas 69 sq ft)

20" multifunction, interactive television; direct-dial telephone and voice mail; individual safe; hair dryer; thermostat-controlled air-conditioning; 100% cotton towels; complimentary use of bathrobes; complimentary 24-hour room service; private bar.¹
Special feature: VCR.



CC

Celebrity Concierge Class®

Stateroom: 175 sq ft

Special feature: Some of the benefits include enhanced service, priority embarkation/disembarkation, fresh fruit and flowers, welcome champagne and a Hansgrohe® massaging showerhead.



3 4 5* 6 7 8+

Ocean View Stateroom

Stateroom: 175 sq ft

20" multifunction, interactive television; direct-dial telephone and voice mail; individual safe; hair dryer; thermostat-controlled air-conditioning; 100% cotton towels; complimentary use of bathrobes; complimentary 24-hour room service; private bar.¹

