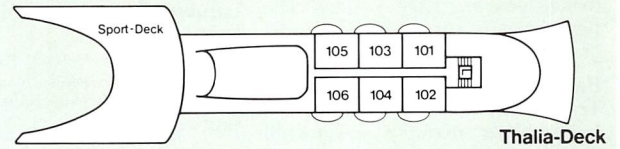
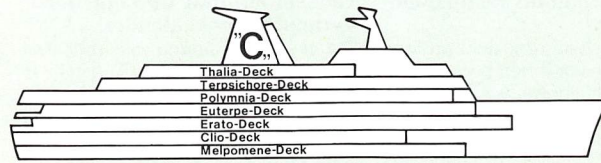
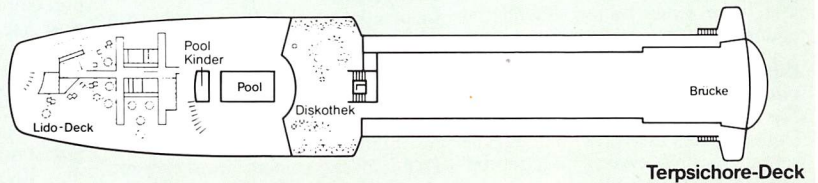


MTS DANAE: Technische Daten

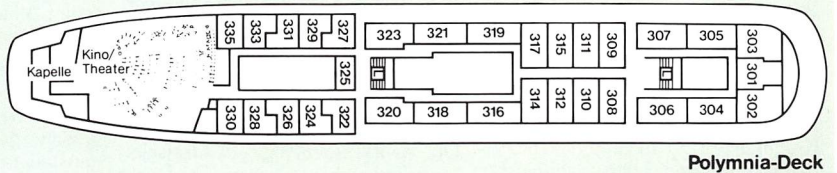
17.000 Bruttoregistertonnen • Eine Klasse • 1975 zum Kreuzfahrtschiff umgebaut und in Dienst gestellt • Geschwindigkeit 18 Knoten • Länge 162 m • Breite 22 m • Tiefgang 7,50 m • 450 Passagiere • 220 Besatzungsmitglieder • Stabilisatoren • Klimaanlage • 7 Decks • 3 Gesellschaftsräume • 2 Bars • 1 Swimmingpool • 1 Restaurant (1 Sitzung) • Friseur • Boutique • Kino • Hospital • Stromspannung: 220 V Wechselstrom • Flagge: Panama • Rufzeichen: 3ELQ3



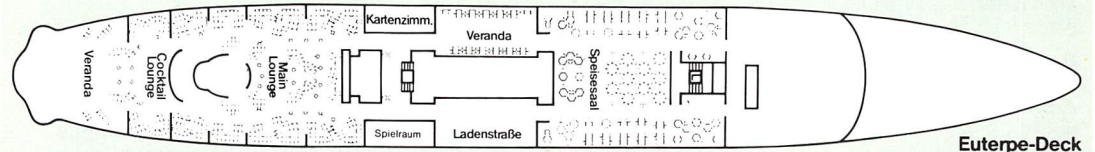
Thalia-Deck



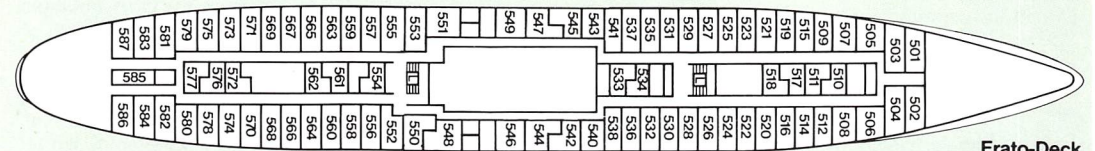
Tersichore-Deck



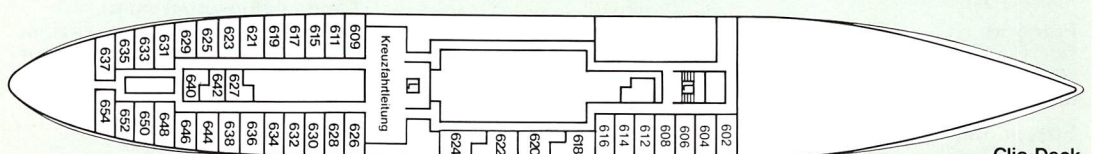
Polymnia-Deck



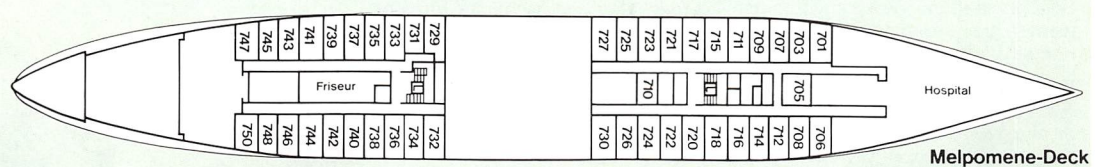
Euterpe-Deck



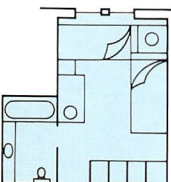
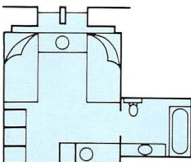
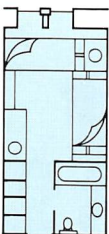
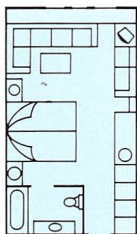
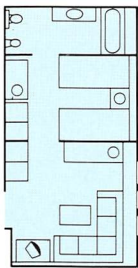
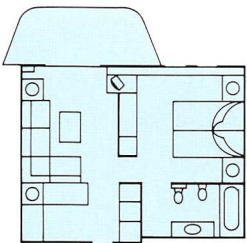
Erato-Deck



Clio-Deck



Melpomene-Deck



Typische 2-Bettaußen-Kabine



2-Bettinnen-Kabine mit zusätzlichem Oberbett