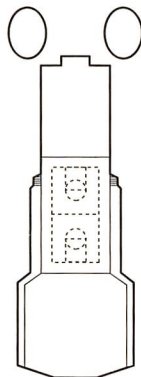

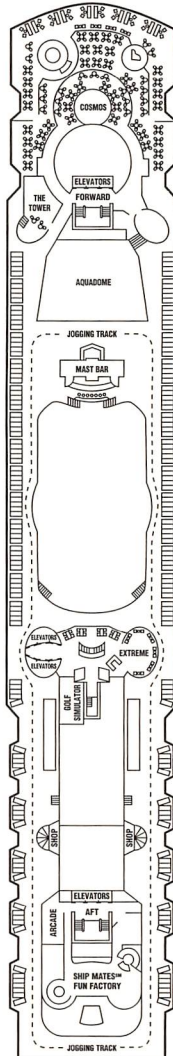


All staterooms have twin convertible to king-size beds, except as noted.

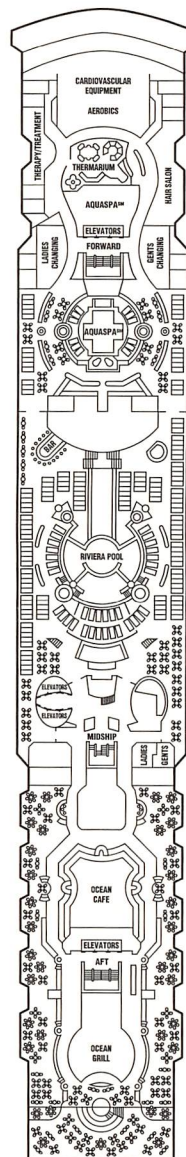
- Convertible sofa bed
- ▲ One upper berth
- ▲▲ Two upper berths
- Wheelchair-accessible stateroom
- Connecting staterooms



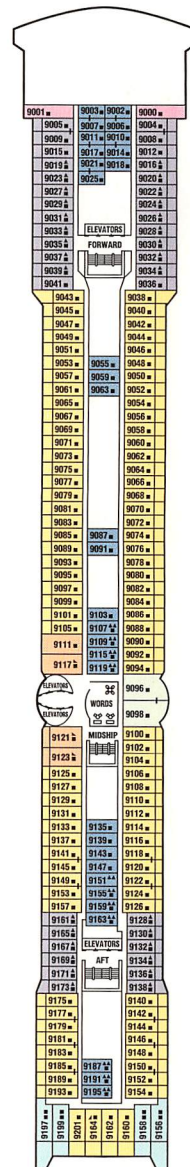
SPORTS



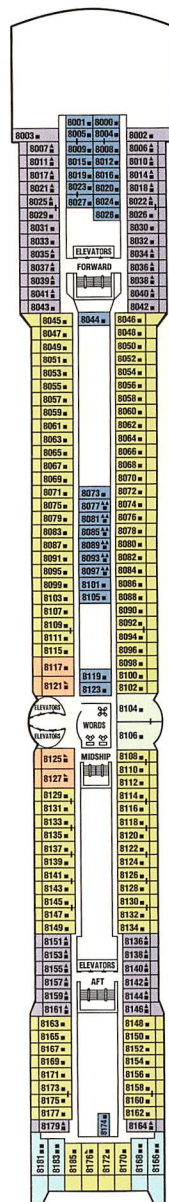
SUNRISE



RESORT

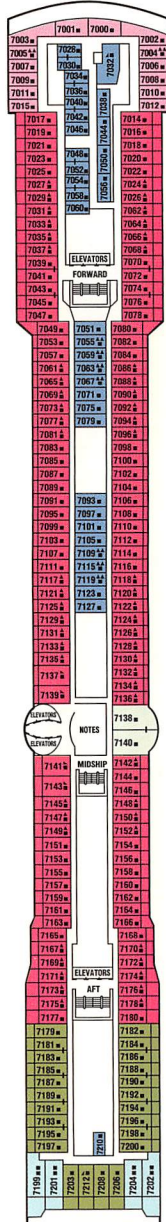


SKY



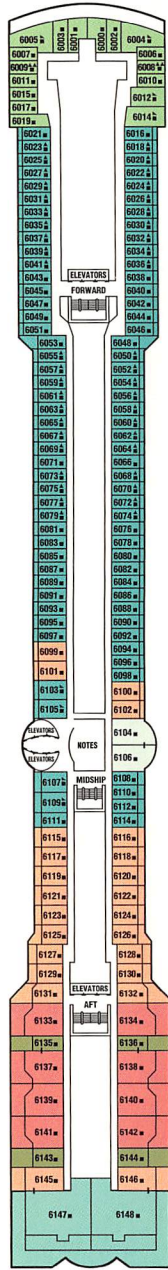
PANORAMA

CS	SS	1B
2A	3	9



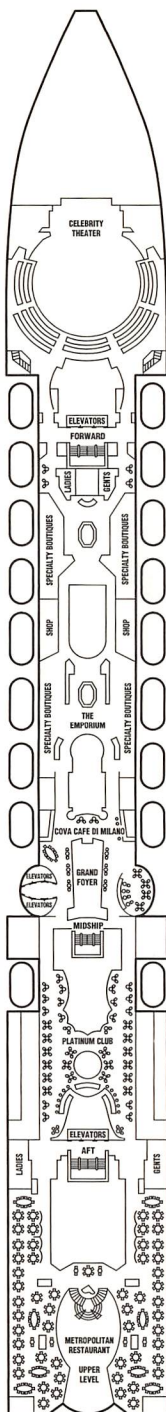
VISTA

CS	1C	2B
3	4	9

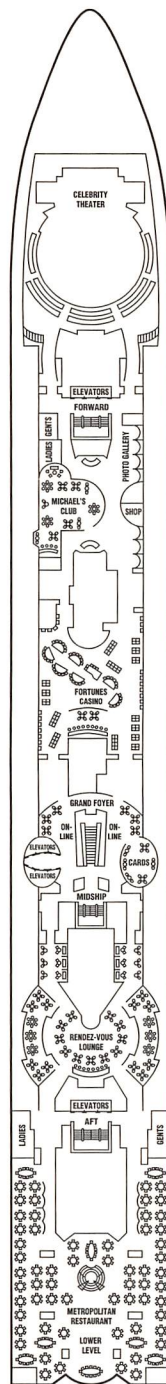


PENTHOUSE

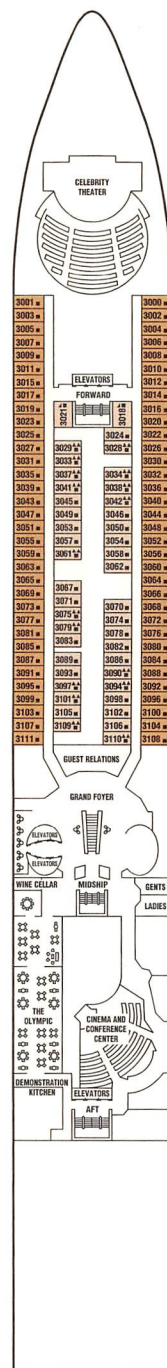
PS	RS	SS
1C	2C	5



ENTERTAINMENT




PROMENADE



PLAZA

6	10
---	----



CONTINENTAL

8	7
11	12



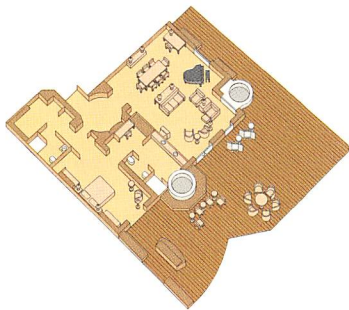
# LUXURIOUS ACCOMMODATIONS

PS

## Penthouse Suite

1432 square feet—stateroom  
1098 square feet—veranda

Features foyer; separate living and dining rooms; baby grand piano; butler's pantry; master bedroom with two lower beds convertible to king size; exercise equipment; dressing room with vanity; marble master bath with whirlpool tub, separate shower; powder room with shower; motorized draperies, lights and security system; two interactive audio/visual entertainment systems with TVs and VCRs; outbound fax machine; veranda with whirlpool, wet bar and lounge seating

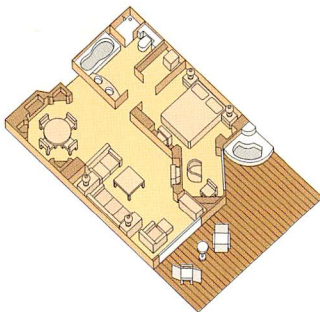


RS

## Royal Suite

538 square feet—stateroom  
195 square feet—veranda

Features two lower beds convertible to king size; floor-to-ceiling sliding glass doors; separate living room with dining and sitting area; two entertainment centers with TVs and VCRs; walk-in closet; bath including tub with whirlpool jets and stall shower; veranda with whirlpool tub

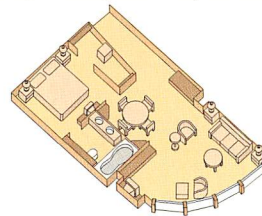


CS

## Celebrity Suite

467 square feet

Features two lower beds convertible to king size; floor-to-ceiling panoramic windows; separate living room with dining and sitting area; two entertainment centers with TVs and VCRs; walk-in closet with vanity table; bath including tub with whirlpool jets; glass-enclosed sitting area (connecting door to adjacent suite)

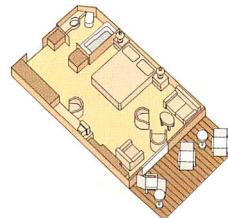


SS

## Sky Suite

251 square feet—stateroom  
57 square feet—veranda

Features two lower beds convertible to king size; floor-to-ceiling sliding glass doors; sitting area with sofa bed and lounge chair; entertainment center with TV and VCR; walk-in closet; bathroom with whirlpool tub



1A

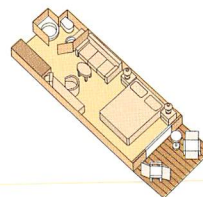
1B

1C

## Premium Ocean-View Stateroom with Veranda

191 square feet—stateroom  
41 square feet—veranda

Features two convertible lower beds; floor-to-ceiling sliding glass doors; large sitting area with sofa bed



2A

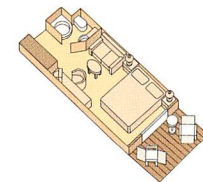
2B

2C

## Deluxe Ocean-View Stateroom with Veranda

170 square feet—stateroom  
38 square feet—veranda

Features two convertible lower beds; floor-to-ceiling sliding glass doors; large sitting area with sofa bed

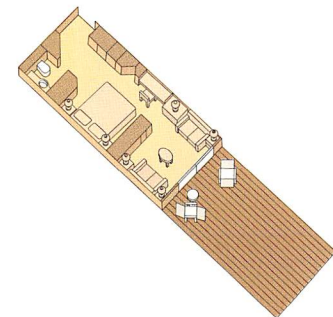


3

## Large Ocean-View Stateroom with Veranda

271 square feet—stateroom  
242 square feet—veranda

Features two convertible lower beds; floor-to-ceiling sliding glass doors; privacy partition; sitting area with two convertible sofa beds; two entertainment centers with interactive TVs and VCRs



4

5

6

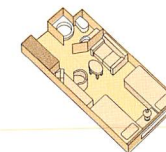
7

8\*

## Ocean-View Stateroom

170 square feet

Features two convertible lower beds; panoramic window; sitting area with sofa bed



9

10

11

12

## Inside Stateroom

170 square feet

Features two convertible lower beds; sitting area with sofa (Stateroom layout same as Cat. 4-8, but without window.)

\*Category 8 staterooms have standard windows (not panoramic)  
All measurements are approximate.  
Drawings not to scale.