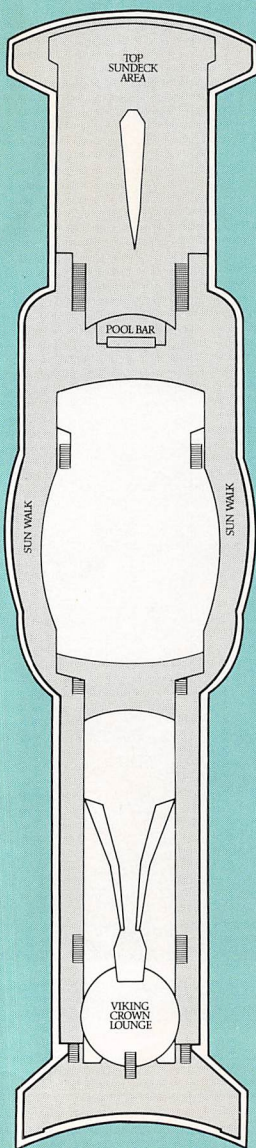
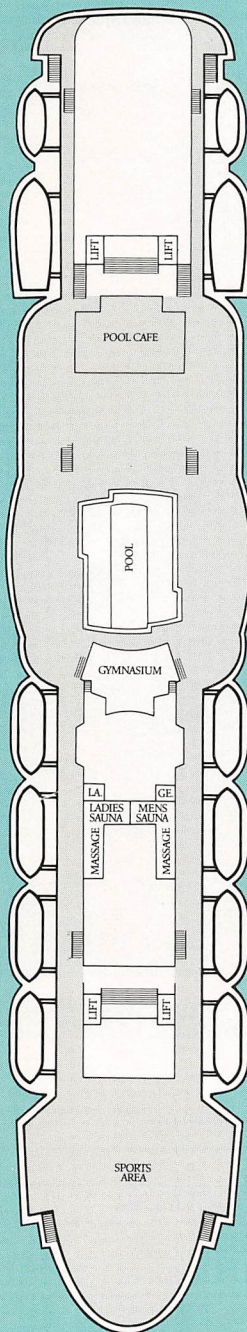


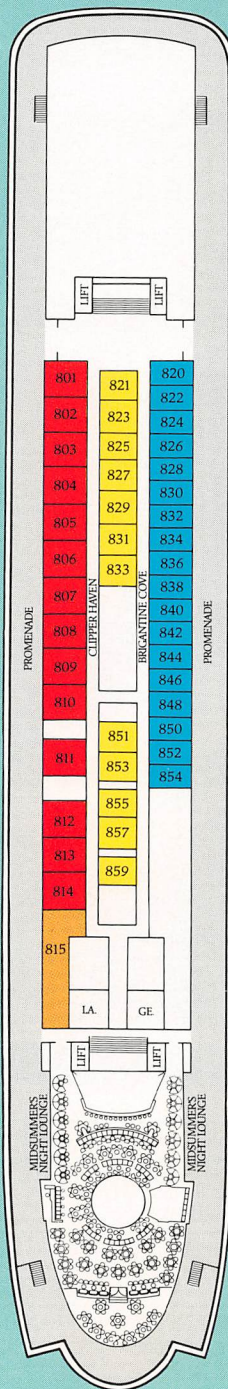
LENGTH: 637' • BEAM: 80' • DRAFT: 22' • GROSS TONNAGE: 23,200 TONS
PASSENGER CAPACITY: 1038 • TOTAL STAFF: 400 • AVERAGE CRUISING SPEED: 16 KNOTS



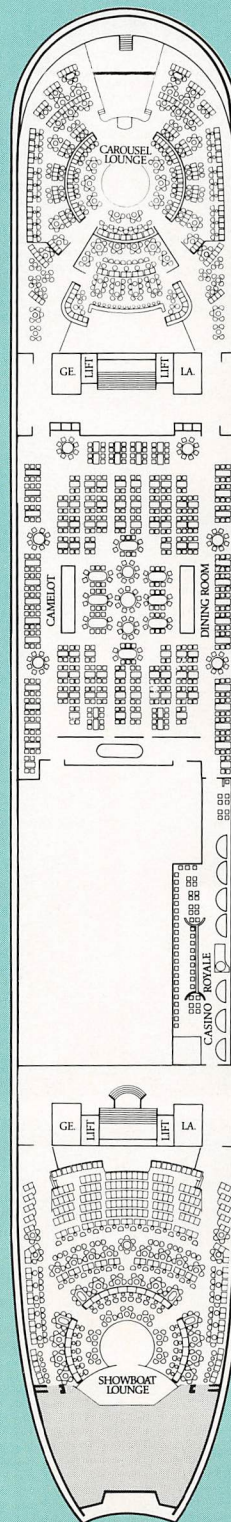
COMPASS DECK



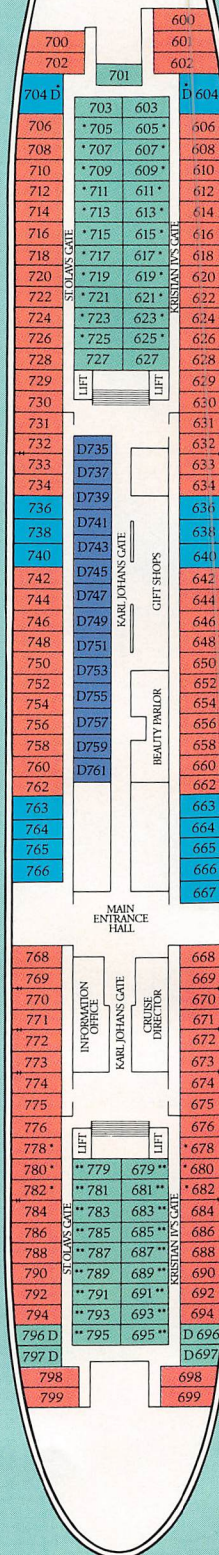
SUN DECK



PROMENADE DECK



RESTAURANT DECK



MAIN DECK

Key: *Stateroom has third berth available (Pullman upper).
**Stateroom has third and fourth Pullman berth available.

⬚—Connecting staterooms.
"D" Stateroom has double bed with Pullman upper.

NORDIC PRINCE SEVEN-DAY PLANNING GUIDE

This chart lists the various accommodations and rates available to you, arranged by fare category, cruise length and sailing date. Accommodations have also been color-coded to the deck plans at left.

7-Day Value Season Rate
1987*

7-Day Peak Rate
1987*

Fare
Category

PROMENADE DECK – outside deluxe suite, two lower beds, sitting area.		P
\$2570	\$2620	
PROMENADE DECK – outside deluxe stateroom, two lower beds. (beds #804 – 809 are positioned in L-shaped configuration)		A
1725	1775	
PROMENADE DECK – larger outside stateroom, two lower beds. MAIN DECK – larger outside stateroom, two lower beds. (#604 and #704 have one double bed plus standard lower bed and pullman upper)		B
1585	1635	
"A" DECK – larger outside stateroom, two lower beds.		C
1510	1560	
MAIN DECK – outside stateroom, two lower beds.		D
1475	1525	
PROMENADE DECK – larger inside stateroom, two lower beds. "A" DECK – outside stateroom, two lower beds. larger inside stateroom, one double bed plus one standard lower bed. "B" DECK – larger outside stateroom, two lower beds.		E
1400	1450	
MAIN DECK – inside stateroom, two lower beds. outside stateroom, one double bed plus pullman upper. "B" DECK – outside stateroom, two lower beds. larger inside stateroom, two lower beds.		F
1325	1375	
MAIN DECK – inside stateroom, one double bed plus pullman upper. "A" DECK – inside stateroom, two lower beds. outside stateroom, one double bed plus pullman upper.		G
1250	1300	
"B" DECK – inside stateroom, two lower beds. inside stateroom, one double bed plus pullman upper. outside stateroom, one double bed plus pullman upper.		H
1175	1225	
THIRD/FOURTH PERSON, including infants and children, sharing stateroom with two full-fare paying adults.		
495	495	
GUARANTEED SINGLE OCCUPANCY FARE – Single occupancy of an inside stateroom will be assigned to the passenger at embarkation; stateroom assignment is at the sole discretion of the Company. Fares subject to availability.		O
1350	1650	
SAILING DATES		
7-Day Value Season Rate 1987*	7-Day Peak Rate 1987*	
May 6, 13, 20, 27 June 3, 10 August 26 September 2, 9, 16, 23	June 17, 24 July 1, 8, 15, 22, 29 August 5, 12, 19	

AIR/SEA VACATION FARES: The cruise prices shown in the table above include round-trip air transportation from most major gateway cities throughout North America. Rates shown are per person, based on double occupancy of a stateroom; all accommodations are subject to prior sale, and all prices are quoted in U.S. funds. See pages 57–59 for complete information regarding Royal Caribbean's air/sea vacations.


***SPECIAL NOTE:** Effective December 20, 1986, a port charge of \$35 per person, including infants and children, will be added to all published fares.

CRUISE-ONLY VACATION FARES: A \$200 per person allowance is available to passengers not requiring roundtrip air transportation to New York City; this allowance may also be deducted from third/fourth person and guaranteed single occupancy air/sea fares.

STANDARD SINGLE OCCUPANCY FARE: Passengers requesting single occupancy of a stateroom within a specific fare category will be charged 150% of the fare for the selected accommodation. Fare subject to availability.

BEFORE AND AFTER BERMUDA: We offer our passengers special tour packages of New York, including leading hotels and Broadway hits, at great savings. To take advantage of these packages before or after your Bermuda cruise, advise your travel agent at time of booking. See page 56 for details.

FREE BUS SERVICE AVAILABLE FROM 25 NORTHEAST CITIES: Round-trip Greyhound Bus service is available to cruise-only passengers from selected cities throughout the Northeast, to the New York City Passenger Ship Terminal. See your travel agent for details.



"A" DECK

"B" DECK